




Instructions | Part#: BM4018

Case/IH, Blower Motor Update Kit



Fits Case/IH Models:




Tractors 1490, 1690, 2090, 2096, 2290, 2390, 2470, 2590, 2670, 2870, 4490, 4690, 4890

Crawler 1150E, 1150H, 1450B



When replacing original 2 wire blower assembly with new 4 wire, high efficiency assembly you must bypass original resistor and connect wires (red, yellow, orange) directly to blower switch. New 4 wire motors have new style resistor built in to motor. Leave the (C) constant power & the (B) Battery terminal hooked up in their original locations on switch.



-  **Yellow Wire:** Connect to (L) on switch-Low Speed
-  **Red Wire:** Connect to (M) on switch-Medium Speed
-  **Orange Wire:** Connect to (H) on switch-High Speed