

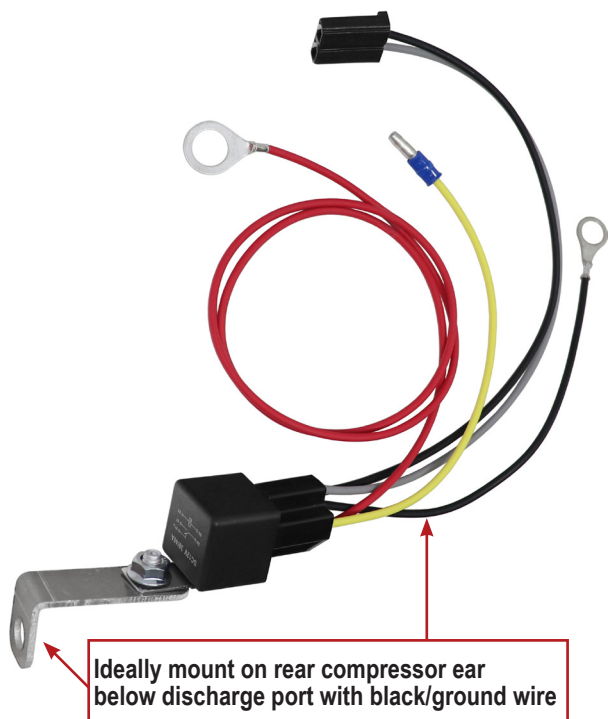


Instructions | Part#: 220-053


S6 Compressor, Low Voltage Protection Kit.

Use with Compressor Part#: 500-075 only.

500-075 Compressor without Pressure Switches



Ideally mount on rear compressor ear below discharge port with black/ground wire



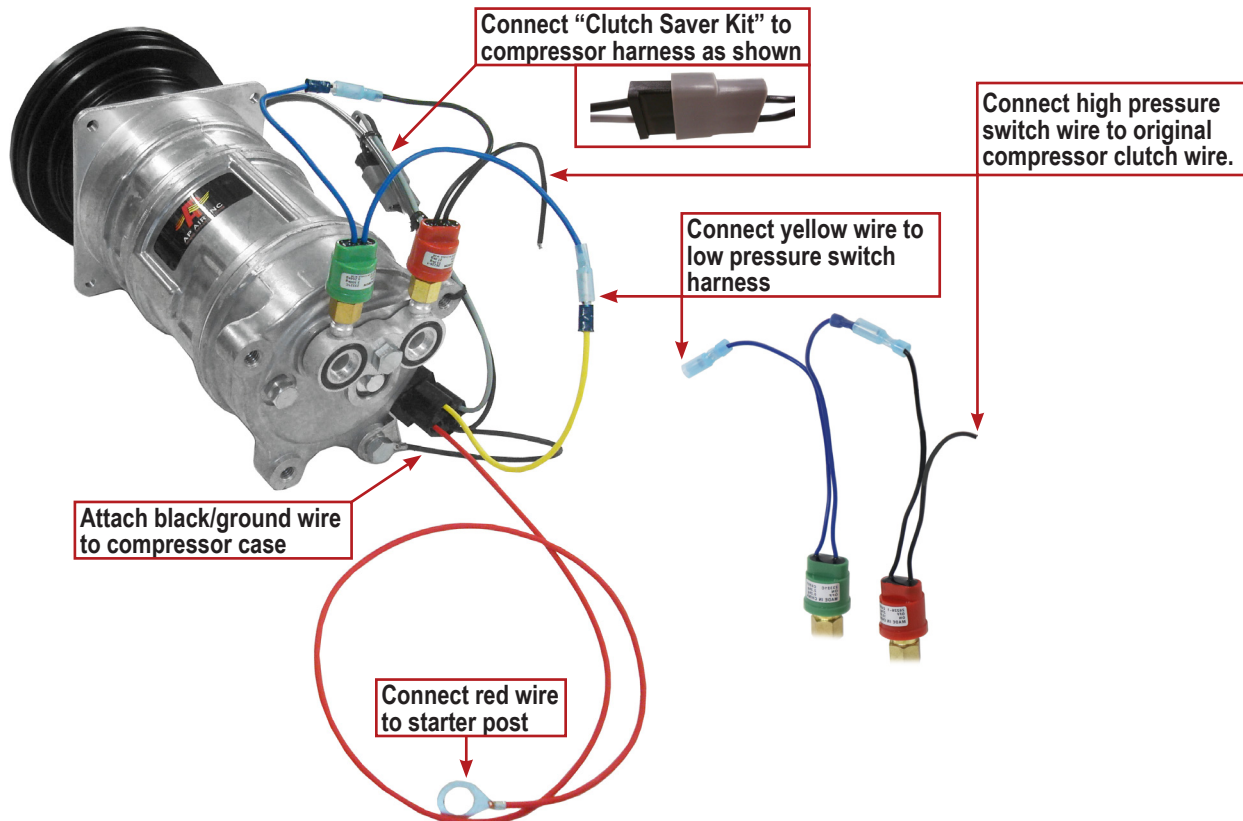
Connect "Clutch Saver Kit" to compressor harness as shown

Attach black/ground wire to compressor case

Connect yellow wire to original compressor clutch wire

Connect red wire to starter post

500-075 Compressor with High and Low Pressure Switches



Connect "Clutch Saver Kit" to compressor harness as shown

Connect high pressure switch wire to original compressor clutch wire.

Connect yellow wire to low pressure switch harness

Attach black/ground wire to compressor case

Connect red wire to starter post