











PORTS & LINE CONNECTION O-RINGS

BOX 1





www.apairinc.com









1-800-806-5312

COMPRESSOR PORTS





441-278 Sanden Pad Mtg Discharge 	441-220 Sanden Pad Mtg Suction 	441-283 Zexel Pad Mtg DKS15 Discharge 	441-284 Zexel Pad Mtg DKS15 Suction 	440-035 Sanden WV Head Discharge 	440-036 Sanden WV Head Suction 	440-8062 Sanden WG Head Discharge 	440-8063 Sanden WG Head Suction 
-----------------------------------------------------------------------------------------------------------------------------------	----------------------------------------------------------------------------------------------------------------------------------	-----------------------------------------------------------------------------------------------------------------------------------------	---------------------------------------------------------------------------------------------------------------------------------------	------------------------------------------------------------------------------------------------------------------------------------	-----------------------------------------------------------------------------------------------------------------------------------	------------------------------------------------------------------------------------------------------------------------------------------	----------------------------------------------------------------------------------------------------------------------------------------

STANDARD HOSE









440-011 #6 (3/8") Standard 	440-013 #8 (1/2") Standard 	440-015 #10 (5/8") Standard 	440-017 #12 (3/4") Standard 
--------------------------------------------------------------------------------------------------------------------------------	--------------------------------------------------------------------------------------------------------------------------------	---------------------------------------------------------------------------------------------------------------------------------	---------------------------------------------------------------------------------------------------------------------------------

441-111 Denso 10PA Discharge 	441-1405 Denso 10PA Suction 	440-8064 Zexel DKS17 Discharge & Suction 	441-181 Ford FS6, 4 Ports Discharge & Suction 	440-211 GM Pad Mtg A6 - R4 Discharge & Suction 	441-207 GM HR - V5 Ford FS10 Pad Mtg Discharge & Suction 	440-265 York - Tecumseh Rotolock Teflon Seal 	440-992 York - Tecumseh Sanden, Rotolock Lathe Cut 
-------------------------------------------------------------------------------------------------------------------------------	-------------------------------------------------------------------------------------------------------------------------------	--------------------------------------------------------------------------------------------------------------------------------------------	-------------------------------------------------------------------------------------------------------------------------------------------------	-----------------------------------------------------------------------------------------------------------------------------------------------------	----------------------------------------------------------------------------------------------------------------------------------------------------------------	-----------------------------------------------------------------------------------------------------------------------------------------------------	--------------------------------------------------------------------------------------------------------------------------------------------------------------





FORD SPRINGLOCK

440-0134 #6 (3/8") Springlock 	440-0135 #8 (1/2") Springlock 	440-0155 #10 (5/8") Springlock 	440-01713 #12 (3/4") Springlock 
-----------------------------------------------------------------------------------------------------------------------------------	-----------------------------------------------------------------------------------------------------------------------------------	------------------------------------------------------------------------------------------------------------------------------------	-------------------------------------------------------------------------------------------------------------------------------------








COMMON USAGE

441-001 Ford Bleed Line 	441-041 GM Orifice Tube M10 Switch Port 	441-010 GM Capillary Tube 	441-230 Ford Orifice Tube 	441-071 M12 3/8" - 24 Male Switch Port 	440-012 7/16" 3/8" - 24 Female Switch Port 	441-209 GM, Compressor Switch Port 	441-051 Metric Pad Mtg Driers 
----------------------------------------------------------------------------------------------------------------------------	---------------------------------------------------------------------------------------------------------------------------------------------	-------------------------------------------------------------------------------------------------------------------------------	-------------------------------------------------------------------------------------------------------------------------------	-----------------------------------------------------------------------------------------------------------------------------------------------	----------------------------------------------------------------------------------------------------------------------------------------------------	------------------------------------------------------------------------------------------------------------------------------------------	-------------------------------------------------------------------------------------------------------------------------------------


FORD P-NUT

441-233 #6 (3/8") P-Nut 	441-091 #8 (1/2") P-Nut 	441-234 #10 (5/8") P-Nut 	440-01714 #12 (3/4") P-Nut 
-------------------------------------------------------------------------------------------------------------------------------	-------------------------------------------------------------------------------------------------------------------------------	--------------------------------------------------------------------------------------------------------------------------------	----------------------------------------------------------------------------------------------------------------------------------

GM CAPTIVE & DUAL CAPTIVE

440-0116 #6 (3/8") Captured 	440-0138 #8 (1/2") Captured 	440-01510 #10 (5/8") Captured 	440-01712 #12 (3/4") Captured 	440-0137 #8 (1/2") Dual 	441-227 #10 (5/8") Dual 	440-01716 #12 (3/4") Dual 
--------------------------------------------------------------------------------------------------------------------------------	---------------------------------------------------------------------------------------------------------------------------------	-----------------------------------------------------------------------------------------------------------------------------------	-----------------------------------------------------------------------------------------------------------------------------------	-----------------------------------------------------------------------------------------------------------------------------	------------------------------------------------------------------------------------------------------------------------------	---------------------------------------------------------------------------------------------------------------------------------

COPPER FLARE SEALS

450-462 #4 Copper Flare 	450-463 #6 Copper Flare 	450-464 #8 Copper Flare 	450-465 #10 Copper Flare 	450-466 #12 Copper Flare 
-------------------------------------------------------------------------------------------------------------------------------	-------------------------------------------------------------------------------------------------------------------------------	-------------------------------------------------------------------------------------------------------------------------------	--------------------------------------------------------------------------------------------------------------------------------	--------------------------------------------------------------------------------------------------------------------------------



**HD TRUCK, SPRINTER VAN
SEALING WASHERS & O-RINGS**

BOX 2

www.apairinc.com

1-800-806-5312

SPRINTER VAN 2004-2016

441-010
5mm
Liquid Line



441-238
7mm x 2.20
Liquid Line



441-191
7mm x 1.78
Liquid Line



440-0138
9mm
Expansion Valve



441-192
10mm
Expansion Valve



440-013
11mm
Expansion Valve



441-1407
13mm
Expansion Valve




GM SEALING WASHERS

440-8071
#6
8mm I.D.



440-8073
#8
11mm I.D.




441-265
14mm x 2.00
Suction Line



440-01712
14mm x 2.60
Suction Line




441-279
17mm x 2.00
Suction Line




440-017
17mm x 1.78
Suction Line




441-283
17.3mm
Suction Line



441-211
24mm
Compressor Suction



441-210
23.5mm
Suction Line



440-815
#10
15mm I.D.



440-8043
#12
17mm I.D.



COMPRESSOR SEALING WASHERS

440-846
GM 5/8" & 3/4"
Thin Washer Kit (2)
Not Shown to Size



440-842-2
GM 5/8" & 3/4"
Thin Washer Kit (2)
Not Shown to Size



440-895
Ford Sterling
Discharge
Not Shown to Size




440-896
Ford Sterling
Suction
Not Shown to Size



440-8060
Navistar Sanden
WG Head Discharge
Not Shown to Size



440-8061
Navistar Sanden
WG Head Suction
Not Shown to Size



44-302
Navistar Sanden WG Head
Discharge & Suction Kit
Not Shown to Size



LINE CONNECTION SEALS

440-8030
1/2", 11.08mm I.D.
Sealing Washer



440-8031
5/8", 17.10mm I.D.
Sealing Washer



LINE CONNECTION SEALS

440-8040
#6, 8.15mm I.D.
Stat Seal



440-8041
#8, 11.23mm I.D.
Stat Seal



440-8042
#10, 14.22mm I.D.
Stat Seal



440-8043
#12, 17.27mm I.D.
Stat Seal



440-8044
5/8"
Compressor Seal



440-8050
#6
8.16mm I.D.
Slim Line



440-8051
#8
11.34mm I.D.
Slim Line



440-8052
#10
13.86mm I.D.
Slim Line



44-309
Sealing Washer Kit

Ford MSF Kit
Consist of:
(2) 440-8088
(2) 440-8089
(2) 440-8090





CAPS, VALVE CORES & SERVICE PORTS

BOX 3

www.apairinc.com

1-800-806-5312

530-1224
GM
High-Flow Valve Core



530-1242
Standard Valve Core



530-1321
JRA
High-Flow Valve Core



530-1326
Eaton M8
High-Flow Valve Core
Low Side



530-1327
Eaton M10
High-Flow Valve Core
High Side



530-1220
Euro
High-Flow Valve Core
Volvo



530-1219
High-Flow Valve Core
Sprinter Van



F2610
Primary Seal
High Side



F2608
Primary Seal
Low Side



F2607
Primary Seal
Aeroquip Type Low-Side
Sprinter Van



F2609
Primary Seal
Aeroquip Type High-Side
Sprinter Van



Empty
Compartment

461-3125
Service Port
High Side
3/8"-24 x M10-1.25



461-3124
Service Port
Low Side
3/8"-24 x M12-1.50



461-3135
Service Port
Low Side
3/8"-24 x 13mm QDK



461-3136
Service Port
High Side
3/8"-24 x 16mm QDK



530-1014
Schrader Type
Low-Side Cap
M9 x 1.00 JRA Ports



530-1015
Schrader Type
High-Side Cap
M10 x 1.25 JRA Ports



530-1016
Eaton
Low-Side Cap
M8 x 0.75



530-1017
Eaton
High-Side Cap
M10 x 0.75



530-1012
Schrader Type
Low-Side Cap
M8 x 1.00



530-1013
Schrader Type
High-Side Cap
M8 x 1.00



530-1018
Aeroquip Type
Low-Side Cap
M8 x 1.00



530-1019
Aeroquip Type
High-Side Cap
M10 x 1.00





ORIFICE TUBES & REPAIR KIT

BOX 4

www.apairinc.com

1-800-806-5312

905-900
GM
White
Orifice Tube



905-910
Ford
Blue
Orifice Tube



905-920
Ford
Orange
Orifice Tube



905-905
GM
Black/White
Orifice Tube



905-925
Ford/Peterbilt
Red
Orifice Tube



905-915
Ford
Brown
Orifice Tube



905-903
GM/Volvo
Yellow
Orifice Tube



905-935
Navistar
Purple
Orifice Tube



905-932
Ford/Sterling
Black/White
Orifice Tube



905-941
All Models
VOV Upgrade
Condenser Mount



905-940
All Models
VOV Upgrade
Evaporator Mount



905-998
Orifice Tube
Repair Kit
3/8" & 1/2"
O.D. Tube

